



Please post all of your lovely activities on Padlet by 3.00pm so that your teacher is able to provide feedback by 3.30pm. You will still be able to upload for the rest of the evening and we will be able to look at it.


	9- 9:45	9:45-10:45	11.00-12.00	Afternoon Session 1.00pm – 14:30	14:30 – 15:00
Monday	<p><b>Phonics:</b> Please click the following link to access Letters and Sounds Phonics lessons</p> <p><a href="https://lettersandsounds.org.uk/for-home/year-1">https://lettersandsounds.org.uk/for-home/year-1</a></p> <p>* Click the Autumn tab and access <b>Lesson 34 ea</b></p> <p>**Click the Autumn tab and access <b>Lesson 49 u_e</b></p>	<p><b>Maths:</b> This week you will be learning about capacity.</p> <p>First, we would like you to collect a variety of objects around the house that could hold liquid. Can you put them in order of capacity. Which container will hold the least liquid to which will hold the most.</p> <p><b>Activity:</b> Discuss the vocabulary – <b>full, empty, half full, nearly full, nearly empty.</b></p> <p>We would like you to practise filling and emptying the containers using these words at the same time.</p> <p>*Take a photo of your child with cups/glasses that are full, empty and half. Support them with labelling these.</p> <p>** Take a photo of your child with cups/glasses that are full, empty, nearly full, nearly empty.</p> <p>*** Take a photo of your child with cups/glasses that are full, empty, nearly full, nearly empty. Use language more or less to compare the volume of liquid.</p> <p>Please post all photos in just one post if possible please.</p> <p><b>If support required:</b> Continue doing the activity practically.</p>	<p><b>English:</b> Well done for writing brilliant letters last week. This week we will be doing a different type of writing. We are going to be learning how to write a <b>diary entry</b>.</p> <p>Do you keep a diary at home? A diary is a book that people write in every day to remember, or tell others about what they have done each day. A diary entry can be long or short.</p> <p>See the PowerPoint for more information on the features of a diary.</p> <p>This week you are going to write a diary entry each day. We want you to pretend to be either a) A child who lives in India or b) Yourself but on a holiday in India.</p> <p>Each day we will give you an idea about what you could have done or seen in India.</p> <p><b>Activity:</b> Begin your diary entry:  Monday Dear Diary,</p>	<p><b>P.E:</b> In school we been doing bat and ball skills. Use this link- <a href="https://classroom.thenational.academy/lessons/how-can-i-control-my-underarm-and-overarm-throws-so-they-are-accurate-6dqkat?activity=video&amp;step=1">https://classroom.thenational.academy/lessons/how-can-i-control-my-underarm-and-overarm-throws-so-they-are-accurate-6dqkat?activity=video&amp;step=1</a> You will need a soft ball but if you do not have any balls in the house, you can use rolled up socks. Your child will be practising an over arm and under arm throw. They could then try and throw the object in the bucket. If have access to bats, your child could practise balancing the ball and count how many times they could hit the ball.</p> <p><b>Music:</b> In school we have been learning about pitch. The children will need to listen to the music and singing to identify the pitch. Children practise singing notes in different pitches. Use the link below: <a href="https://classroom.thenational.academy/lessons/what-is-pitch-c8fkat?activity=video&amp;step=1">https://classroom.thenational.academy/lessons/what-is-pitch-c8fkat?activity=video&amp;step=1</a></p>	<p><b>Reading: Bug Club</b> Please make sure you read a book allocated to you and answer the task at the end. Read one book and answer the questions carefully.</p> 

		<p><b>Challenge:</b> Start to look at how much liquid a litre is.</p>	<p><b>Write a short diary entry about your day in India. You can choose what you do on day one! Maybe mention what the weather was like.</b></p> <p>*Write a sentence about what you did in India.  **Write a two or three sentences as a diary entry. Choose a place or an activity that you did to write about  ***Include how you felt when carrying out the activity</p> <p><b>If support required:</b> If you are struggling for ideas, watch the video below and write a diary entry as if you are Anushka.</p> <p><b><a href="https://www.bbc.co.uk/cbeebies/watch/where-in-the-world-more-about-anushka">https://www.bbc.co.uk/cbeebies/watch/where-in-the-world-more-about-anushka</a></b></p> <p><b>Challenge:</b> Include places you visited that would not be possible in England.</p>		
	9- 9:45	9:45-10:45	11.00-12.00	Afternoon Session 1.00pm – 14:30	14:30 – 15:00
Tuesday	<p><b>Phonics:</b></p> <p>Please click the following link to access Letters and Sounds Phonics lessons</p> <p><a href="https://lettersandsounds.org.uk/for-home/year-1">https://lettersandsounds.org.uk/for-home/year-1</a></p> <p>* Click the Autumn tab</p>	<p><b>Maths:</b></p> <p><b>Activity:</b> Today you will estimate and measure how much liquid a container holds. Once again fetch a variety of containers from around the house.</p> <p>Watch the video using this link.  <a href="https://classroom.thenational.academy/lessons/comparing-capacity-measures-60tp4d?activity=video&amp;step=2&amp;view=1">https://classroom.thenational.academy/lessons/comparing-capacity-measures-60tp4d?activity=video&amp;step=2&amp;view=1</a>  Have a go at the quiz</p>	<p><b>English:</b></p> <p>Well done for your super diary entries yesterday. Today we want you to do another. Use the Powerpoint to remind you of the features of a diary if you need to.</p> <p><b>Activity:</b></p> <p><b>Complete a diary entry for Tuesday.</b></p> <p>Today, include a special place you visited, this could be the Taj Mahal,</p>	<p><b>Computing:</b> Our topic this week is spread sheets. There will be a task set up on Purple Mash. Let the office know if you cannot find your password.</p> <p>A spread sheet is a way of organising information, for example, things you may need for a party. You may enter the cost of things. Today you will be using the program 2calculate. Talk about cells, columns, rows and arrow keys.</p>	<p><b>Reading:</b></p> <p><b>Bug Club</b></p> <p>Please make sure you read a book allocated to you and answer the task at the end. Read one book and answer the questions carefully.</p>  <p><b>Bug Club</b></p>

and access  
**Lesson 36** ir

\*\*Click the  
Autumn tab  
and access  
**Lesson 51 e\_e**

Go through the video and watch the demonstrations. Here is the table.

Use  as 1 unit.

item	prediction	capacity (the capacity is about ... units.)
	<input type="text"/> units	<input type="text"/> units
	<input type="text"/> units	<input type="text"/> units
	<input type="text"/> units	<input type="text"/> units
	<input type="text"/> units	<input type="text"/> units

\*Estimate and measure the containers. Choose 3 containers. Support them with recording if necessary.

\*\* Estimate and measure the containers. Choose 5 containers.

\*\*\* Estimate and measure the containers. Choose 5 containers. Get your child to write greater and less than statements.

**If support required:** Focus more on the practical than the recording.

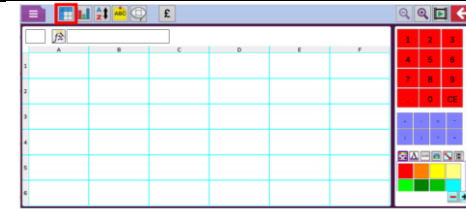
**Challenge:** Can they find containers more or less than a litre.  
The \_\_\_\_\_ has the greatest capacity.  
The \_\_\_\_\_ has the smallest capacity.

a mountain or a desert. Describe what it was like there and how you felt.


\*Write a sentence about what you did in India.  
\*\*Write a two or three sentences as a diary entry. Use adjectives to describe exactly what it was like  
\*\*\*Include how you felt when carrying out the activity

**If support required:** Look at the images included of the Taj Mahal and a busy market to help you describe what your visit was like.

**Challenge:** Can you make your diary entry a bit funny today?



You will practise adding numbers and words to the cells.



Once more confident have a go at adding number sentences into the spread sheet.

#### Topic:

In topic lessons we have been learning about the physical geography of India.





Can you tell an adult about what we learnt when we talked about the monsoon, mountains and deserts in India?



Talk about the different landscapes India.



**Activity:** Today we want you to create your own 3D map of India. Here is a video to give you ideas.

<https://safeshare.tv/x/4qvRkL944SU#>

There is a power point with the mountains, deserts, beaches and forests to help you.

					
	9 - 9:45	9:45-10:45	11.00-12.00	Afternoon Session 1.00pm – 14:30	14:30 – 15:00
Wednesday	<p><b>Phonics:</b></p> <p>Please click the following link to access Letters and Sounds Phonics lessons</p> <p><a href="https://lettersandsounds.org.uk/for-home/year-1">https://lettersandsounds.org.uk/for-home/year-1</a></p> <p>* Click the Autumn tab and access <b>Lesson 37 ie</b></p> <p>**Click the Autumn tab and access <b>Lesson 52 Review igh ie I_e</b></p>	<p><b>Maths:</b></p> <p><b>Activity:</b> Today you are going to compare volume of liquids.</p> <p>Do you remember the symbols that mean greater than, or less than?</p> <p>They look like this &gt; &lt;</p> <p>Have a look at the Powerpoint attached and answer the questions.</p> <p>Gather some containers from home to compare the volume.</p> <p>*Complete question 1</p> <p>**Complete question 1 and 2</p> <p>***Complete all the questions</p> <p><b>If support required:</b> Have a play with filling an emptying containers in the bath or at the sink!</p>	<p><b>English:</b></p> <p><b>Activity:</b></p> <p><b>Complete a diary entry for Wednesday.</b></p> <p>Today, include something involving Indian food. We learnt about some traditional Indian foods called dhal, chapatis, fresh mangos etc. Think carefully about where you might buy or taste the foods in India.</p> <p>..</p> <p>*Write a sentence about your experience of tasting Indian foods in India.</p> <p>**Write a two or three sentences as a diary entry. Use adjectives to describe exactly what the food tasted like and where you tried or bought it.</p> <p>***Include how it made you feel.</p> <p><b>If support required:</b> Look at the images included of Indian food to help you.</p>	<p><b>Topic:</b></p> <p>Continue making your 3D map that you started yesterday</p> <p>Can you use paper or colours to represent water, land, desert? Can you make an area raised to show mountains?</p> <p>Share your finished 3D map with us, we can't wait to see them!</p> 	<p><b>Reading: Bug Club</b></p> <p>Please make sure you read a book allocated to you and answer the task at the end. Read one book and answer the questions carefully.</p> 

		<p><b>Challenge:</b> Answer this question – do taller containers always hold more liquid than shorter containers? Why or why not?</p>	<p><b>Challenge:</b> Can you teach the reader something new about India in today's diary entry?</p> 		
	9 - 9:45	9:45-10:45	11.00-12.00	Afternoon Session 1.00pm – 14:30	14:30 – 15:00
Thursday	<p><b>Phonics:</b></p> <p>Please click the following link to access Letters and Sounds Phonics lessons</p> <p><a href="https://lettersandsounds.org.uk/for-home/year-1">https://lettersandsounds.org.uk/for-home/year-1</a></p> <p>* Click the Autumn tab and access <b>Lesson 38 ue</b></p> <p>**Click the Autumn tab and access <b>Lesson 53 Review ai ay a_e</b></p>	<p><b>Maths:</b></p> <p><b>Activity:</b></p> <p>Using what you have learnt this week, today you are going to solve some capacity problems. First watch the video to recap the learning from this week.</p> <p><a href="https://safeshare.tv/x/8B6a9O2rZ88">https://safeshare.tv/x/8B6a9O2rZ88</a></p> <p>#</p> <p>Go through the questions on the first slide and go through the answers on the next slide. Talk about what you use to measure capacity. Go through the next 3 slides.</p> <p>* Complete the first question. **Complete question 1 and 2. Explain their reason whether they agree or disagree with Teddy. ***Complete the 3 questions.</p> <p><b>If support required:</b> Do the activity practically.</p>	<p><b>English:</b></p> <p><b>Activity:</b></p> <p><b>Complete a diary entry for Thursday</b></p> <p>Today, we want you to write about a special shopping trip in India. Think about where you might go, a clothes shop, a market? What might you buy? Try to write about something traditional in India, maybe traditional clothes or outfits.</p> <p>..</p> <p>*Write a sentence about your experience of shopping in India. **Write a two or three sentences as a diary entry. Use adjectives to describe exactly where you went shopping, what it was like there, what you saw and smelt and what you bought!</p>	<p><b>RE: Listening to Others</b></p> <p>Read the Power Point on the Padlet.</p> <p><b>Activity -</b> Who listens to you? Make a list of the people who listen to you?</p> <p><b>Challenge:</b> Can you think of time when an adult has asked for your opinion or idea about something? Write a sentence or draw what happened.</p> <p><b>PSHE: Who can I ask for help?</b></p> <p>This week we are continuing our work on families and today we also thinking about other special people.</p> <p>Click on the link and watch the video. It will ask you to think about who can help in different situations.</p> <p><a href="https://classroom.thenational.academy/lessons/my-family-network-75j64c?activity=video&amp;step=1">https://classroom.thenational.academy/lessons/my-family-network-75j64c?activity=video&amp;step=1</a></p>	<p><b>Reading:</b></p> <p><b>Bug Club</b></p> <p>Please make sure you read a book allocated to you and answer the task at the end. Read one book and answer the questions carefully.</p> 

		<p><b>Challenge:</b> Have a go at writing your own capacity word problem.</p>	<p>***Include how your trip made you feel.</p> <p><b>If support is required:</b> Look at the images included of shops, markets and clothes in India to help.</p> <p><b>Challenge:</b> Read your diary entries to an adult.</p>  	<p><b>Activity</b> – Explained on the video. Make a jar of help.</p> <p><b>If support is required:</b> Draw people to put inside your jar of help.</p>	
--	--	---	--	--	--